

# GALAXY

## 1.20" (30.42mm) $\Phi$ 3.00mm 5\*7 Single Color Dot Matrix Displays

### Features:

- \*High segment intensity
- \*Wide viewing angle
- \*Range of colours
- \*Black face white segment
- \*Rohs compliant

### Available option:

- \*Alternative face and segment colour
- \*Cropped terminal pins
- \*Available emitting colour
- \*Low current version

### Electro/Optical Characteristics If=20mA Ta=25°C

Part Number Row Cathode Column Anode	Part Number Row Anode Column Cathode	Emitting Colors	Peak Wavelength	Forward Voltage VF/Dot		Luminous Intensity Iv/Dot	
				Typ.	Max.	Min.	Typ.
HB-35711AR	HB-35711CR	GaP/GaP Red	700	2.25	2.50	0.40	0.80
HB-35711ASR	HB-35711CSR	GaAlAs/GaAs SH Hi-Red	660	1.80	2.20	8.00	12.00
HB-35711AUSR	HB-35711CUSR	GaAlAs/GaAs DH Super Red	660	1.80	2.20	22.00	28.00
HB-35711AO	HB-35711CO	GaAsP/GaP Orange	632	2.10	2.50	8.00	12.00
HB-35711AY	HB-35711CY	GaAsP/GaP Yellow	585	2.10	2.50	4.00	7.00
HB-35711AG	HB-35711CG	GaP/GaP Green	568	2.20	2.50	7.00	11.00
Units			nm	V		mcd	

### Maximum Ratings Ta=25°C (Derate above 25°C)

Characteristic	Test Condition	Symbol	H	S	D	E	Y	G	Units
Pulse Forward Current Per Dot	0.1 duty cycle 0.1ms Pulse width	I <sub>FP</sub>	50	100	100	100	100	100	mA
DC Forward Current Per Dot		I <sub>F</sub>	15	25	25	30	30	30	mA
Reverse Current Per Dot	V <sub>r</sub> =5V	I <sub>R</sub>	10	10	10	10	10	10	μ A
Power Dissipation		P <sub>D</sub>	40*35	60*35	60*35	80*35	80*35	80*35	mW
Operating Temperature		T <sub>OPR</sub>	-40 to +80						°C
Storage Temperature		T <sub>TSG</sub>	-40 to +85						°C
Lead soldering temperature	1.60mm from body maximum 3 seconds		260						°C

Checked

Approved

Date

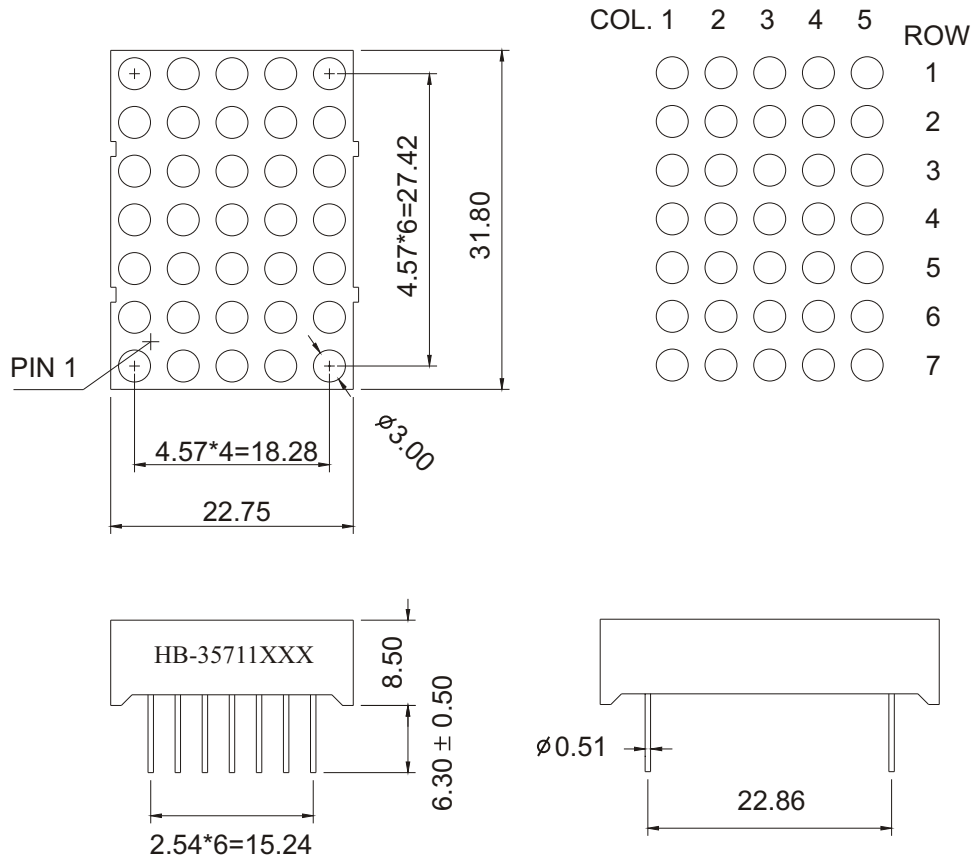
2007/03/10

PAGE 1 / 2

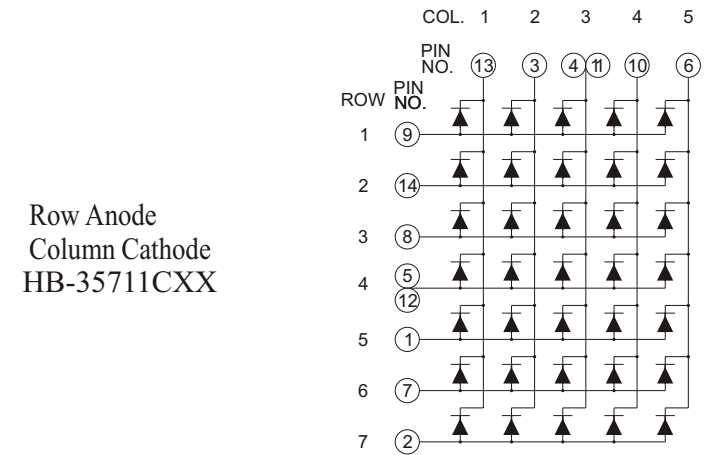
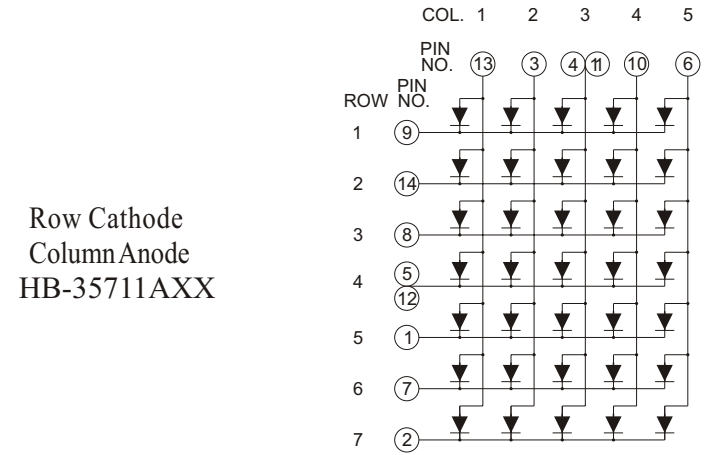
# GALAXY

**1.20" (30.42mm)  $\Phi$  3.00mm 5\*7 Single Color Dot Matrix Displays**

## PACKAGE DIMENSION



## INTERNAL CIRCUIT DIAGRAM



Tolerance  $\pm$ 0.25mm unless stated

Checked		Approved		Date	2007/03/10	PAGE 2 /2
---------	--	----------	--	------	------------	-----------