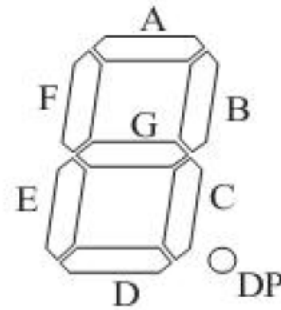
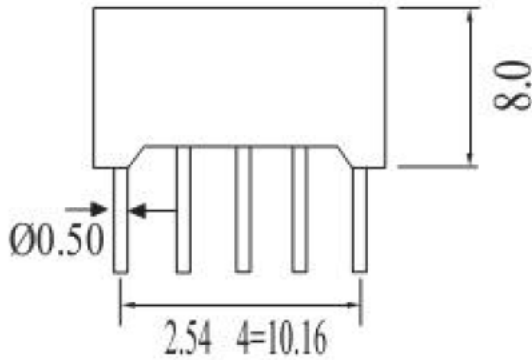
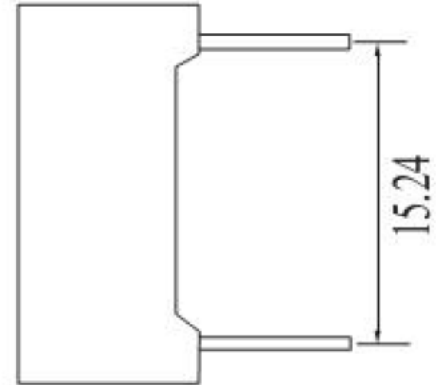
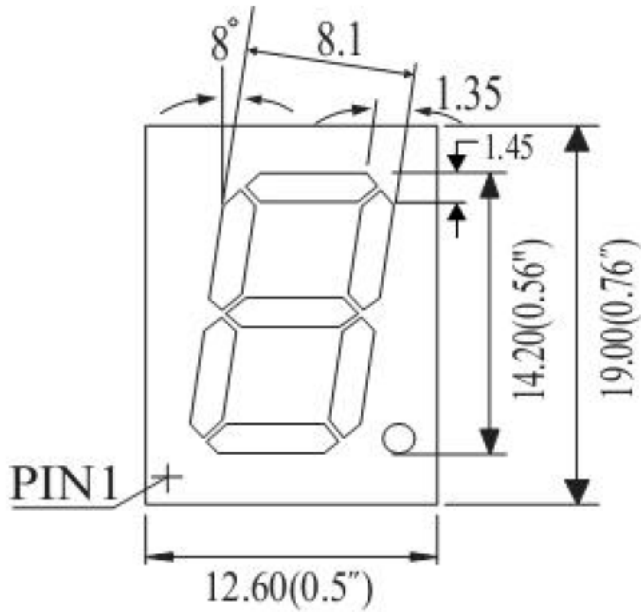
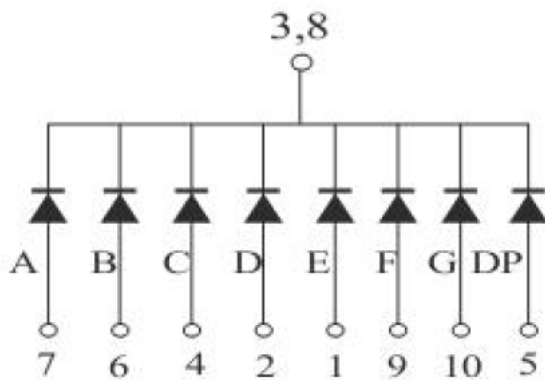


HB5511AESR/CESR

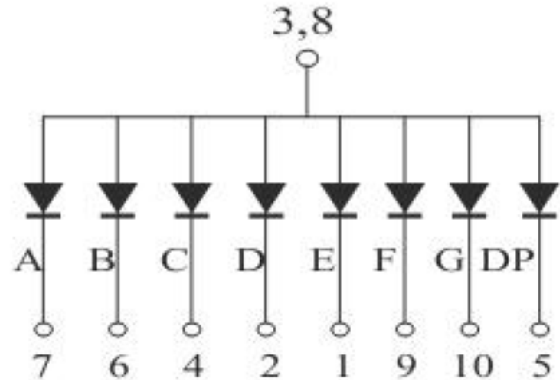


UNIT: MM(INCH) TOLERANCE:  $\pm 0.25(0.01)$ "

HB5511CESR



HB5511AESR



## HB5511AESR/CESR

### DESCRIPTION

- 14.2mm (0.56") Single digital displays series, common anode ,gray face and white segment
- Standard brightness.
- Low current operation.
- Excellent character apperance.
- Easy mounting on P.C.boards or sockets.

产品最大绝对参数值 Absolute maximum ratings (Ta=25°C)

| 每段参数<br>PARAMETER PER SEGMENT   | 符号<br>SYMBOL | 最大数<br>MAX     | 单位<br>UNIT |
|---|--------------|----------------|------------|
| 反向电压 Reverse Voltage  | VR           | 5              | V/Seg      |
| 正向电流 Forward Current  | IF           | 20             | mA/Seg     |
| 峰值电流 (0.1ms)<br>Peak Forward current(1/10 Duty Cycle)   | IPEAK        | 120            | mA/Seg     |
| 功耗 Power Dissipation  | PA           | 40             | mW/Seg     |
| 工作条件温度 Operating Temperature Range  |              | -25°C to +85°C |            |
| 储存温度 Storage Temperature Range  |              | -30°C to +85°C |            |
| 距离胶体 1.6mm 焊接, 温度 260°C, 焊接时间最多 3 秒<br>Lead soldering Temperatur 260°C at 1.6mm Form Body For 3 Seconds |              |                |            |

产品光电参数值 ELECTRICAL/OPTICAL CHARACTERISTICS (Ta=25°C)

| 参数<br>PARAMETER                        | 符号<br>SYMBOL            | MIN | TYP     | MAX | UNIT    | 测试条件<br>Test condition |
|--|-------------------------|-----|---------|-----|---------|------------------------|
| 每段亮度<br>Luminous Intensity Per Segment | Iv                      | 90  | 98      | 105 | mcd     | IF=20mA                |
| 每段正向电压 Forward<br>Voltage Per segment  | VF                      | 2.0 | 2.05    | 2.1 | V       | IF=20mA                |
| 波长 Wavelength                          | $\lambda_p / \lambda_d$ |     | 629/625 |     | nm      | IF=20mA                |
| 半波长度<br>Spectrum width of half value   | $\Delta \lambda$        |     | 20      |     | nm      | IF=20mA                |
| 每段反向电流 Reverse Current<br>Per Segment  | IR                      |     |         | 10  | $\mu A$ | VR=5V                  |

器件表面及封装颜色 Surface / Lens color

| Number            | 0           | 1                 | 2               | 3                 | 4                  |
|-------------------|-------------|-------------------|-----------------|-------------------|--------------------|
| Ref Surface Color | White       | Black             | Gray            | Red               | Green              |
| Epoxy Color       | Water clear | White<br>Diffused | Red<br>Diffused | Green<br>Diffused | Yellow<br>Diffused |

HB5511AESR/CESR

